

Headboard Car Assemblies

Intermediate Cars

CB BALL BEARING CARS

SLIDER CARS

CB BALL BEARING CARS

SLIDER CARS



Batten Cars


CB BALL BEARING CARS

SLIDER CARS



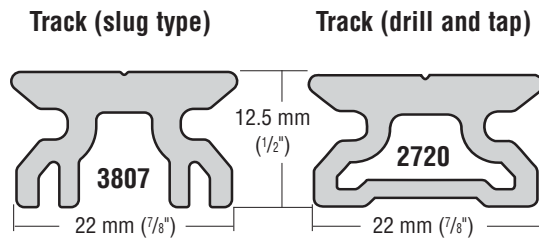
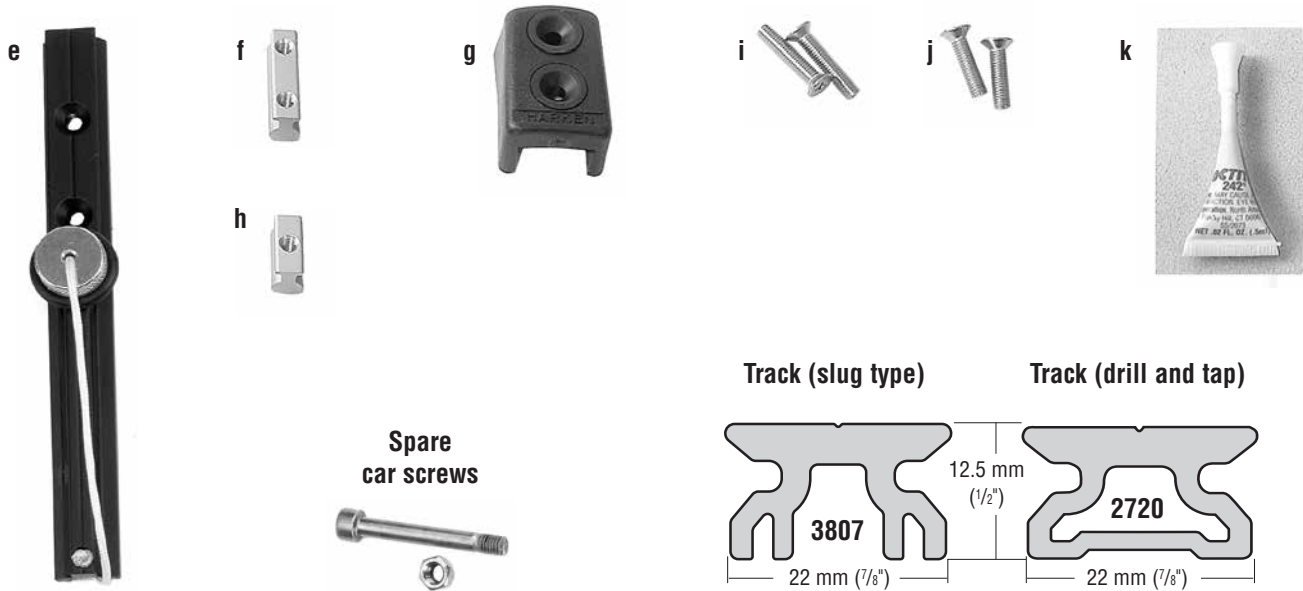
Part No.	Description	Length		Width		Weight		Max headboard thickness		Max batten			Batten	Maximum working load		
		in	mm	in	mm	oz	g	in	mm	in	mm	in		mm	lb	kg
CB Cars: Typical Boat Length: Monohulls 11.3 - 15.2 m (37 - 50 ft); Multihulls 9.1 - 12.2 m (30 - 40 ft)																
3811	Headboard car assembly	8 ³ / ₈	213	2 ¹ / ₄	57	18	518	9 ⁹ / ₁₆	14	—	—	—	—	—	1600	725
3812	Intermediate car	2 ¹ / ₄	57	2 ¹ / ₄	57	4	109	—	—	—	—	—	—	—	200	91
3829	Battcar/10 mm stud**	2 ⁷ / ₈	73	2 ¹ / ₄	57	6	157	—	—	—	—	—	—	—	600	272
3830	Battcar/40 mm receptacle	2 ⁷ / ₈	73	2 ¹ / ₄	57	9	253	—	—	1 ⁵ / ₈	41	5 ⁵ / ₈	16	Flat/round	600	272
3881	Battcar/12 mm stud**	2 ⁷ / ₈	73	2 ¹ / ₄	57	6.4	182	—	—	—	—	—	—	—	600	272
3831	Universal Battcar**	2 ⁷ / ₈	73	2 ¹ / ₄	57	4.3	122	—	—	—	—	—	—	—	600	272
3882	Batten car/12 mm stud**	4 ¹ / ₈	105	2 ¹ / ₄	57	8.2	232	—	—	—	—	—	—	—	875	397
3883	Reef car	4 ¹ / ₈	105	2 ¹ / ₄	57	6.1	174	—	—	—	—	—	—	—	875	397
Slider Cars: Typical Boat Length: Monohulls 11.3 - 15.2 m (37 - 50 ft); Multihulls 9.1 - 12.2 m (30 - 40 ft)																
3827	Headboard car assembly	6	153	1 ¹ / ₄	35	10	269	9 ⁹ / ₁₆	14	—	—	—	—	—	1600	725
1777	Low-load intermediate car*	2	51	1 ¹ / ₄	32	1.1	32	—	—	—	—	—	—	—	200	91
3828	Intermediate car	1 ³ / ₄	44	1 ³ / ₈	35	1.6	45	—	—	—	—	—	—	—	350	159
3802	Battcar/10 mm stud**	1 ³ / ₄	44	1 ³ / ₈	35	2.8	80	—	—	—	—	—	—	—	350	159
3803	Battcar/40 mm receptacle	1 ³ / ₄	44	1 ³ / ₈	35	6.4	181	—	—	1 ⁵ / ₈	41	5 ⁵ / ₈	16	Flat/round	350	159

**Track mounting kit
3804, 3805, 3806**



**Screwpin endstop kits
3824, 3825, 3826**

**Endstop kits
3808, 3809, 3810**



Track and Accessories

Part No.	Description	Includes
Mounting Slug Method		
3804, 3805 3806	Track mounting kit	(a) 15 mounting slugs 19 mm (3/4"); (b) 1 connector slug 67 mm (2 5/8"); (c) 2 tubes blue Loctite® adhesive; (d) 17 HFS1015 flathead screws 5 x 20 mm
3824, 3825 3826	Screwpin endstop kt	(e) 1 end track with screwpin stop; (f) 1 top stop slug 32 mm (1 1/4"); (g) 1 top endstop 263A; (h) 1 mounting slug 19 mm (3/4"); (i) 2 HFS320 flathead screws 5 x 25 mm; (j) 2 HFS1015 flathead screws 5 x 20 mm; (k) 1 tube blue Loctite® adhesive
3808, 3809 3810	Endstop kit	(g) 2 endstops 263A; (i) 4 HFS320 flathead screws 5 x 25 mm; (f) 2 stop slugs 32 mm (1 1/4")
3807	Track	Section length: 2.05 m (6'8 7/8"). Number of track sections will vary according to luff length of your mainsail.
Drill & Tap Method		
2720	Track	Use for masts without grooves or when slugs will not fit. Purchase stainless steel #10 (5 mm) screws separately. Do not use 3807 open-backed track. It requires mounting slugs. See page 8 for drill/tap sizes and mounting instructions.

Loctite is a registered trademark of Henkel AG & Company KGaA.